

# RUNEAU

## Session 4:

## Assessments

Bernie Goldbach & Filipe Santos

#RUNEAU



Image: Adobe

RDG

# 0. Your Facilitators



**Filipe Santos**

Professor Polytechnic Leiria

w: [ipleria.pt](http://ipleria.pt)

e: [filipe.santos@ipleiria.pt](mailto:filipe.santos@ipleiria.pt)



**Bernie Goldbach**

Public Service Technologist

w: [topgold.ie](http://topgold.ie)

e: [innovation@iteration.ie](mailto:innovation@iteration.ie)

# Assessments




1. AI Skills Card	10%
2. Prompts Notebook	10%
3. Two Flickr Posts	15%
4. Active Learning	10%
5. Zoom Project	10%
6. Leiria Project	45%

# Quick Questions


1. Can you upload files to the shared Google Drive?
2. Have you joined the Flickr Digital Transformation Group?
3. Can you easily access Zoom Room 3861743369?





# **1. AI Skills Card**

## **10%**



# Do 10 of these AI Skills

# 10%

- Create a selfie from text.
- Produce a contextual selfie.
- Create a video from a still image.
- Create a PDF submission for a Registered Mark or Trademark.
- Produce a PDF document that explains a compelling facet of RUNEUI.
- Produce a slide show supporting ethical use of AI.
- Use Gemini with Drive to extract AI sustainability issues.
- Produce an overview of the EUAI Act with Notebook LM.
- Use Copilot with an Excel exercise.
- Find Leiria venues with AI.



## **2. Prompts Notebook**

### **10%**





# Prompts Notebook

10%

- In your handwritten notebook, provide the prompts used to produce content for each of the AI Skills you attempted.
- Show examples of how you iterated your prompt.
- Offer notebook for inspection when in Leiria or during a Zoom call.



# Some Tools People Have Used in Prompts Notebook

- [Napkin.ai](#)
- [Google Gemini on phone](#)
- [Canva](#)
- [Chat GPT-5](#)
- [Chatdoc.com](#)
- [Claude.ai](#)
- [Copilot](#)
- [Text Scanner](#)
- [Fabric.so](#)

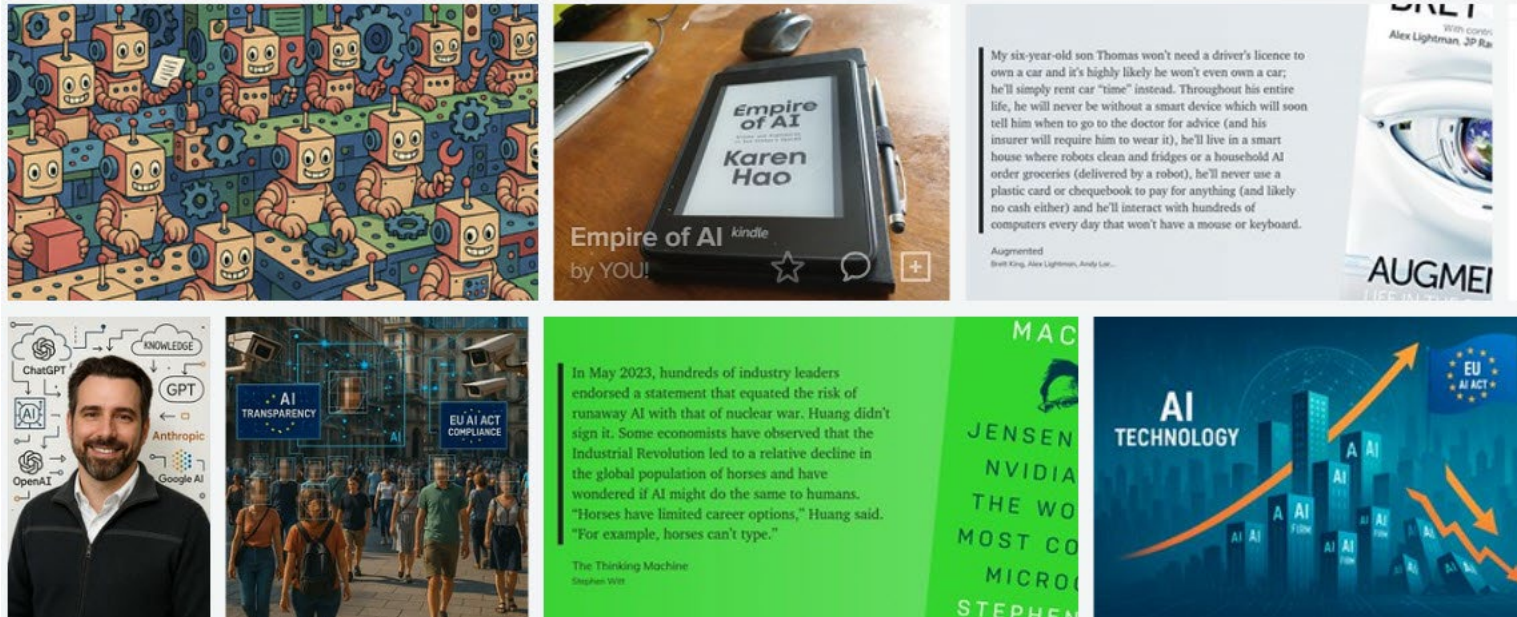


## **3. Two Flickr Posts**

### **15%**



# Flickr.com/groups/digitaltransformation



# First Flickr Post 5%

- Share an example of how you use AI today.
- Include a hyperlink to the tool.
- Explain part of your basic workflow.
- Show how you fit into the workflow.
- Include an image with title and expanded caption (80-300 words)
- Link to a work centre or institution affected by your work.
- Complete this no later than 31 October in [Flickr Group](#).

# Some of your skills

- Use AI to create improve teaching
- Leverage AI when submitting funding requests
- Synthesize disparate data with for a business studies
- Improve marketing materials with AI tools
- Analyse large data set with Excel AI for major report
- Train AI to enhance team performance in a project

# Some Possible Sources

Kane et al., (2019) The Technology Fallacy: How People are the Real Key to Digital Transformation

Levy, D. (1994). Chaos theory and strategy: Theory, application, and managerial implications. Strategic management journal, 15(S2), 167-178.

Digital transformation in organisations and people functions. CIPD. (n.d.).

*Our work*. Institute for the Future of Work. (n.d.). <https://www.ifow.org/our-work>

## Second Flickr Post 10%

- Explain how your AI Skills have improved.
- Include an image with title and expanded caption (80-300 words)
- Include hyperlinks to at least two tools.
- Support your conclusion with a reference.
- Link to a work centre or institution affected by your work.
- Complete this during the month of November in the [Flickr Group](#).



# Processes, rather than Outcomes



You should be able to share a simple process that works with AI you have learned to use.

Perhaps the AI helped modify the process.



## **4. Active Learning**

### **10%**



# Earn credit for participation

## Participant Contributions and AI Usage

- Vanessa Okoli shares her experience using ChatGPT on her phone for quick searches and as a search engine.
- Hiram discusses using AI to check language and structure in written communication.
- Letizia Cenni talks about using ChatGPT for content audits and fact-checking frameworks.
- Filipe Santos suggests using AI for structured information and instructor tasks.

## AI Confidence and Accuracy

- Bernie Goldbach asks participants about their confidence in AI-generated results.
- Letizia Cenni explains her method of fact-checking AI-generated content.
- Filipe Santos suggests using AI to find information and compare sources.



# **5. Zoom Project**

## **10%**



# Zoom Project

10%

- You will work with up to three other people to answer a set of questions concerning a complex itinerary.
- Your data sets include PDFs, email strings, an electronic calendar, and slide decks.
- You need to leverage several AIs to answer the questions.
- Submit your answers and proof of work via assigned Trello cards.
- This task will be completed during the month of October.



## 6. Leiria Project

### 45%




# Leiria Project

45%

- You will work with up to three other people to answer a set of questions about working, studying, and living in Leiria.
- Your data sets include PDFs, Portuguese language documents, an events calendar, and slide decks.
- You need to leverage several AIs to answer the questions.
- Explain your answers to the instructors with proof of work in your Prompts Notebooks.
- This task will be completed during the residence portion of this SAP in November.



1. Find RUNEUI-04.pdf inside Google Drive.
2. Use Napkin.ai to create a visual diagram that explains all or part of the assessments in the RUNEUI programme.
3. Share your prompt in Zoom Chat.
4. Upload your visual diagram to Zoom chat.



# 7. Next Session: AI Workflows


- Demo of an **AI-enhanced content** compilation process
- More insights about **GPT-5** services
- Workflows and **Process Mapping**
- AI-enhanced **Personal Knowledge Management**
- **Contextual Perception and Data Discovery**
- **AI in the supply chain**

# 7. Tools for next time

- Chat GPT-5
- Copilot
- Fabric.so
- Gemini
- Claude
- Perplexity
- Slido
- Zoom

# 7. Link to Video

Graduate Jobpacolypse



## 7. Final Thoughts





# 7. Homework

1. Upload avatar selfie with food to the Google Drive > 02 images > avatar selfies folder.
2. Add content to the Flickr Digital Transformation Group.

# Thank you!

See you next Tuesday 7 October 2025.



A presentation for RUNEU.